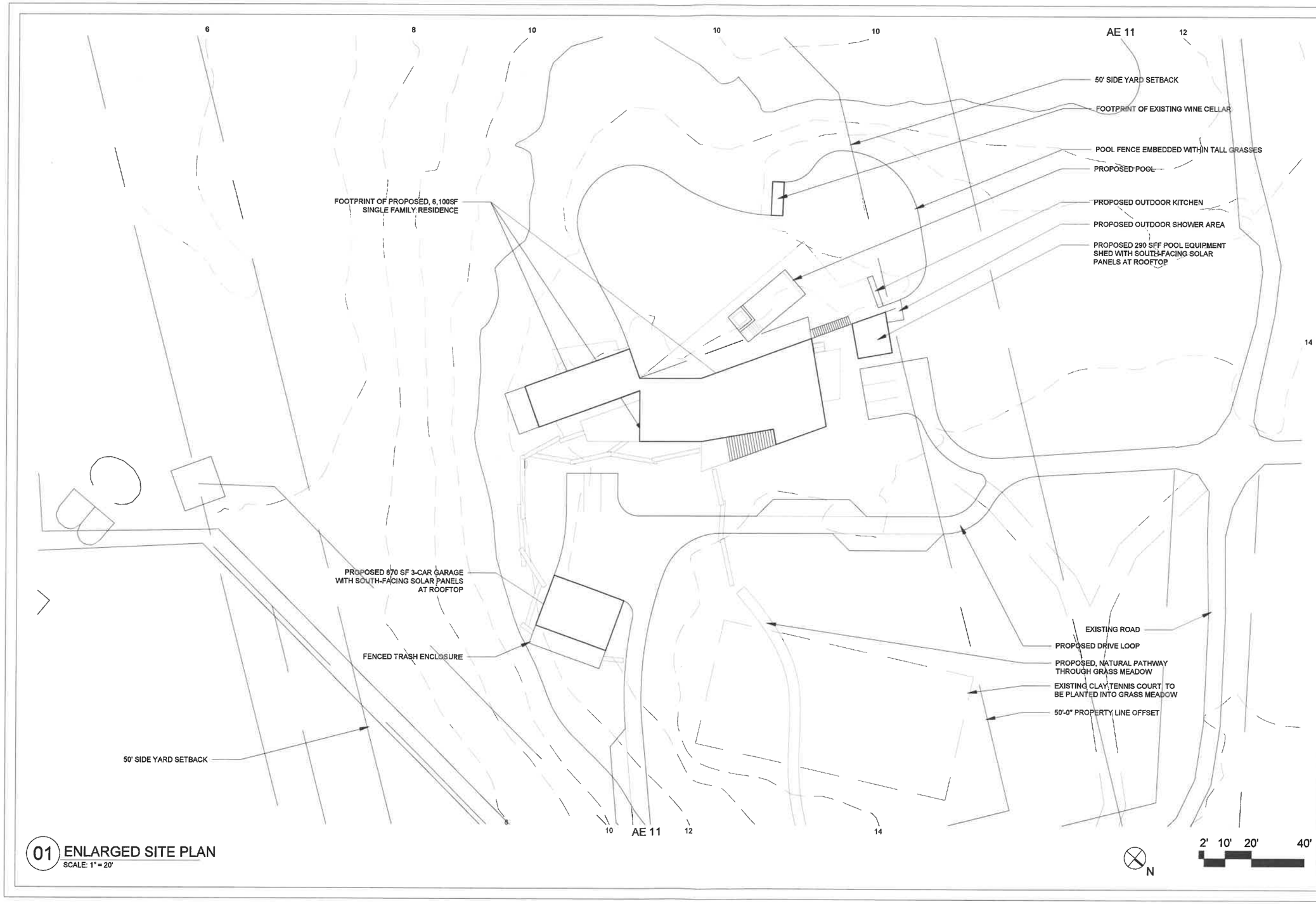

01 ENLARGED SITE PLAN
SCALE: 1" = 20'

MARYANN THOMPSON ARCHITECTS

741 MT AUBURN ST
WATERTOWN, MA. 02742
T. 617.744.5187
F. 617.491.3844

©MARYANN THOMPSON ARCHITECTS

REVIEW:

CHECKED BY:	INITIALS
PROJECT MANAGER	
ARCHITECT	
OWNER	

LITTLE HOMER'S POND HOUSE

139 LITTLE HOMERS POND ROAD, WEST TISBURY, MA 02568

STRUCTURAL:

MECHANICAL:

CONTRACTOR:

CURRENT ISSUE:

SET	DATE

DRAWING TITLE:

ENLARGED SITE PLAN

A0.02

KEY / LEGEND:

ROOM NAME ##	ROOM IDENTIFICATION
#	EXT. WINDOW / DOOR MARKER
#E	BEDROOM EGRESS WINDOW / DOOR MARKER
##-#	INT. WINDOW / DOOR MARKER
X/XXX	SECTION / DETAIL MARKER
X/XXX	EXT. ELEVATION MARKER
X A0.00 X	INT. ELEVATION MARKER
HB	FROST FREE HOSE BIB

GENERAL NOTES:

- VERIFY ALL CONDITIONS AND DIMENSIONS IN FIELD FOR ALIGNMENTS SHOWN ON PLANS. NOTIFY ARCHITECT IMMEDIATELY OF ANY DISCREPANCIES.
- SEE FINISH SCHEDULE AND DETAILS FOR MORE INFO ON ALL FINISHES.
- ALL FURNITURE AS SHOWN TO REPRESENT DESIGN INTENT FOR LAYOUT. TO BE BY OWNER U.O.N.
- MECHANICAL SYSTEMS TO BE DESIGN BUILD BY CONTRACTOR. GC TO SIZE AND LOCATE EQUIPMENT AS REQUIRED FOR FULL FUNCTIONING OF SYSTEMS PER SPECS. LOCATE EQUIPMENT IN FIELD WITH ARCHITECT.
- FLOOR / CEILING FINISHES TO CONTINUE UNDER ALL CASEWORK WHEREVER FEASIBLE. GC. TO VERIFY WITH ARCHITECT ANY UNANTICIPATED CONDITIONS.
- DO NOT SCALE DRAWINGS. REQUEST ADDITIONAL DIMENSIONS NOT NOTED ON DRAWINGS FROM ARCHITECT.

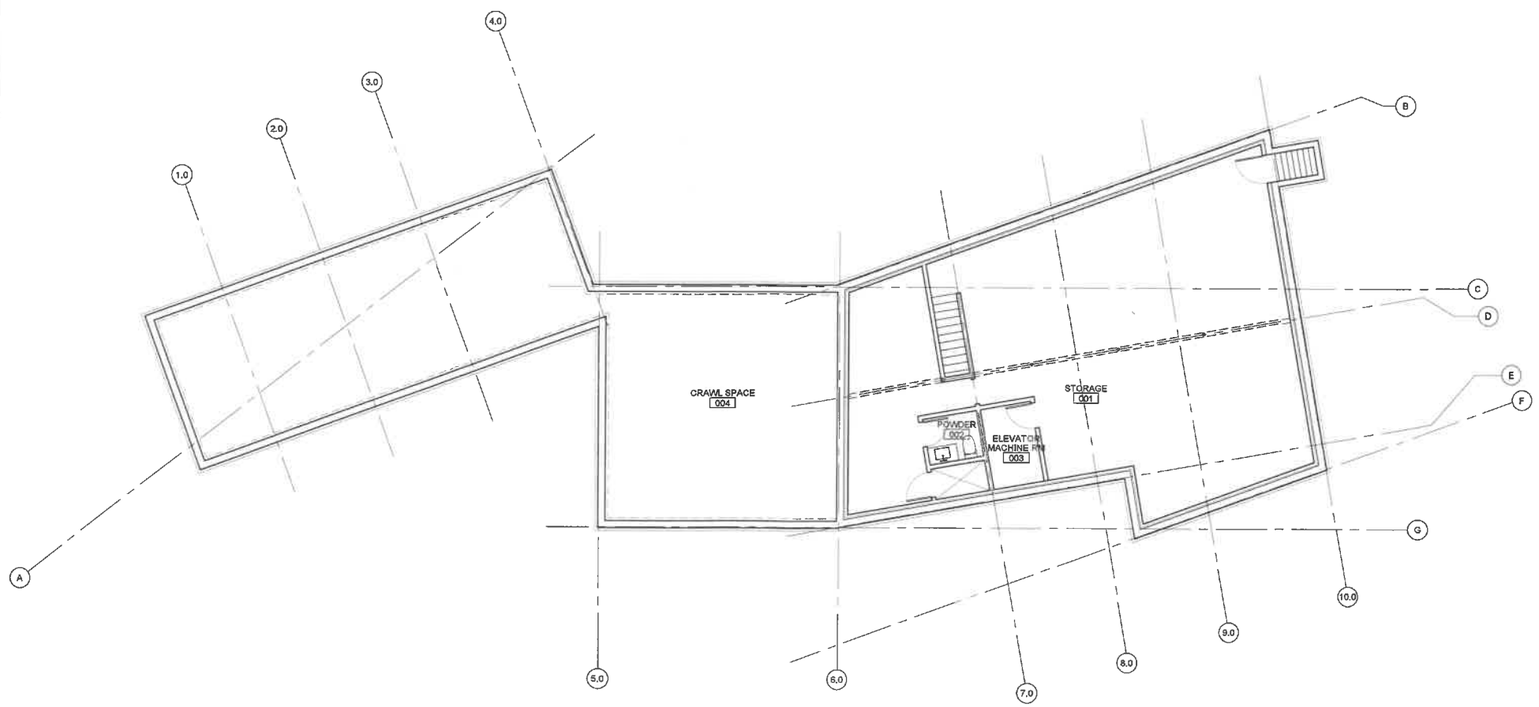

01 BASEMENT FLOOR PLAN
SCALE: 1/8"=1'-0"

N

1' 5' 10' 20'

MARYANN THOMPSON ARCHITECTS

741 MT AUBURN ST
WATERTOWN, MA. 02742
T. 617.744.5187
F. 617.491.3844

© MARYANN THOMPSON ARCHITECTS

REVIEW:

CHECKED BY:	INITIALS
PROJECT MANAGER	
ARCHITECT	
OWNER	

LITTLE HOMER'S POND HOUSE

139 LITTLE HOMERS POND ROAD, WEST TISBURY, MA 02568

STRUCTURAL:

MECHANICAL:

CONTRACTOR:

CURRENT ISSUE:

SET	DATE

DRAWING TITLE:

BASEMENT FLOOR PLAN

A1.00

KEY / LEGEND:

ROOM NAME	
##	ROOM IDENTIFICATION
#	EXT. WINDOW / DOOR MARKER
# E	BEDROOM EGRESS WINDOW / DOOR MARKER
##-#	INT. WINDOW / DOOR MARKER
X/XXX	SECTION / DETAIL MARKER
X/XXX	EXT. ELEVATION MARKER
X A0.00 X	INT. ELEVATION MARKER
HB	FROST FREE HOSE BIB

GENERAL NOTES:

- VERIFY ALL CONDITIONS AND DIMENSIONS IN FIELD FOR ALIGNMENTS SHOWN ON PLANS. NOTIFY ARCHITECT IMMEDIATELY OF ANY DISCREPANCIES.
- SEE FINISH SCHEDULE AND DETAILS FOR MORE INFO ON ALL FINISHES.
- ALL FURNITURE AS SHOWN TO REPRESENT DESIGN INTENT FOR LAYOUT. TO BE BY OWNER U.O.N.
- MECHANICAL SYSTEMS TO BE DESIGN BUILD BY CONTRACTOR. GC TO SIZE AND LOCATE EQUIPMENT AS REQUIRED FOR FULL FUNCTIONING OF SYSTEMS PER SPECS. LOCATE EQUIPMENT IN FIELD WITH ARCHITECT.
- FLOOR / CEILING FINISHES TO CONTINUE UNDER ALL CASEWORK WHEREVER FEASIBLE. GC. TO VERIFY WITH ARCHITECT ANY UNANTICIPATED CONDITIONS.
- DO NOT SCALE DRAWINGS. REQUEST ADDITIONAL DIMENSIONS NOT NOTED ON DRAWINGS FROM ARCHITECT.

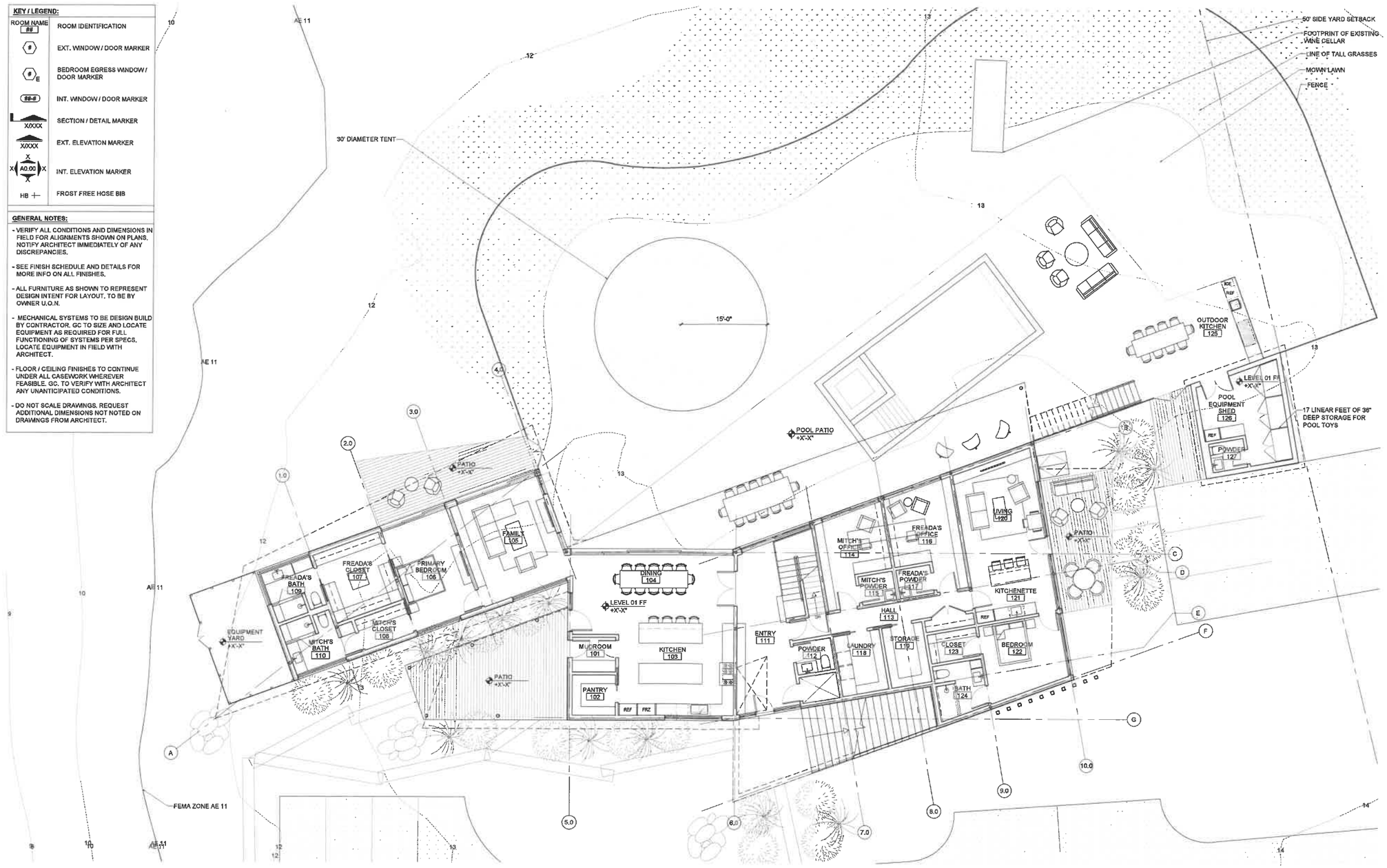

01 FIRST FLOOR PLAN
SCALE: 1/8"=1'-0"

MARYANN THOMPSON ARCHITECTS

741 MT AUBURN ST
WATERTOWN, MA. 02742
T. 617.744.5187
F. 617.491.3844

©MARYANN THOMPSON ARCHITECTS

REVIEW:

CHECKED BY:	INITIALS
PROJECT MANAGER	
ARCHITECT	
OWNER	

LITTLE HOMER'S POND HOUSE

139 LITTLE HOMERS POND ROAD, WEST TISBURY, MA 02568

STRUCTURAL:

MECHANICAL:

CONTRACTOR:

CURRENT ISSUE:

SET	DATE

DRAWING TITLE:

FIRST FLOOR PLAN

A1.01a

KEY / LEGEND:

ROOM NAME	
##	ROOM IDENTIFICATION
#	EXT. WINDOW / DOOR MARKER
# E	BEDROOM EGRESS WINDOW / DOOR MARKER
##-#	INT. WINDOW / DOOR MARKER
X/XXX	SECTION / DETAIL MARKER
X/XXX	EXT. ELEVATION MARKER
X A0.00 X	INT. ELEVATION MARKER
HB	FROST FREE HOSE BIB

GENERAL NOTES:

- VERIFY ALL CONDITIONS AND DIMENSIONS IN FIELD FOR ALIGNMENTS SHOWN ON PLANS. NOTIFY ARCHITECT IMMEDIATELY OF ANY DISCREPANCIES.
- SEE FINISH SCHEDULE AND DETAILS FOR MORE INFO ON ALL FINISHES.
- ALL FURNITURE AS SHOWN TO REPRESENT DESIGN INTENT FOR LAYOUT. TO BE BY OWNER U.O.N.
- MECHANICAL SYSTEMS TO BE DESIGN BUILD BY CONTRACTOR. GC TO SIZE AND LOCATE EQUIPMENT AS REQUIRED FOR FULL FUNCTIONING OF SYSTEMS PER SPECS. LOCATE EQUIPMENT IN FIELD WITH ARCHITECT.
- FLOOR / CEILING FINISHES TO CONTINUE UNDER ALL CASEWORK WHEREVER FEASIBLE. GC. TO VERIFY WITH ARCHITECT ANY UNANTICIPATED CONDITIONS.
- DO NOT SCALE DRAWINGS. REQUEST ADDITIONAL DIMENSIONS NOT NOTED ON DRAWINGS FROM ARCHITECT.

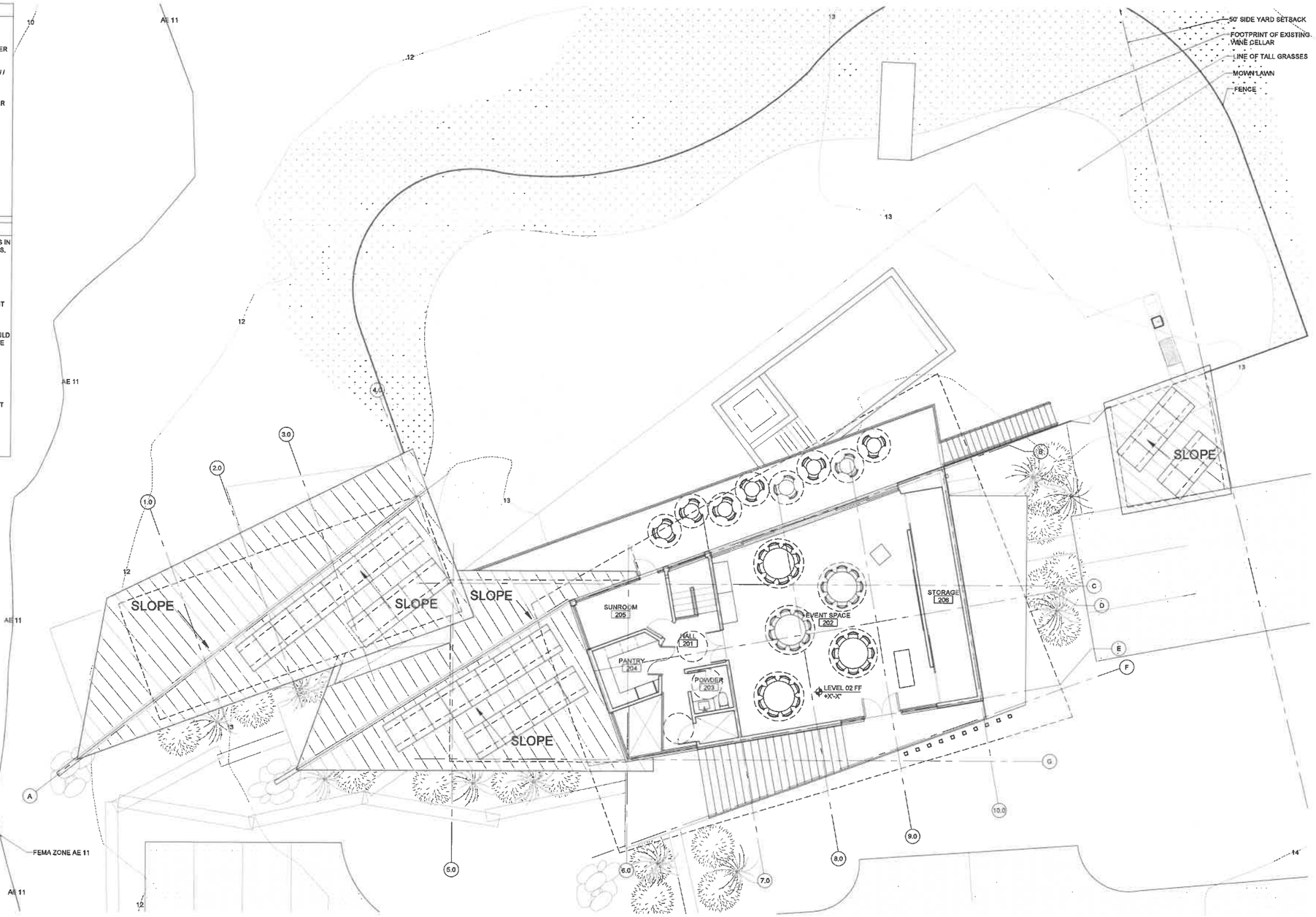

01 SECOND FLOOR PLAN
SCALE: 1/8"=1'-0"

MARYANN THOMPSON ARCHITECTS

741 MT AUBURN ST
WATERTOWN, MA. 02742
T. 617.744.5187
F. 617.491.3844

©MARYANN THOMPSON ARCHITECTS

REVIEW:

CHECKED BY:	INITIALS
PROJECT MANAGER	
ARCHITECT	
OWNER	

LITTLE HOMER'S POND HOUSE

139 LITTLE HOMERS POND ROAD, WEST TISBURY, MA 02568

STRUCTURAL:

MECHANICAL:

CONTRACTOR:

CURRENT ISSUE:

SET	DATE

DRAWING TITLE:

SECOND FLOOR PLAN

A1.02a

KEY / LEGEND:

ROOM NAME ####	ROOM IDENTIFICATION
#	EXT. WINDOW / DOOR MARKER
#E	BEDROOM EGRESS WINDOW / DOOR MARKER
##-#	INT. WINDOW / DOOR MARKER
X/XXX	SECTION / DETAIL MARKER
X/XXX	EXT. ELEVATION MARKER
X A0.00 X	INT. ELEVATION MARKER
HB	FROST FREE HOSE BIB

GENERAL NOTES:

- VERIFY ALL CONDITIONS AND DIMENSIONS IN FIELD FOR ALIGNMENTS SHOWN ON PLANS. NOTIFY ARCHITECT IMMEDIATELY OF ANY DISCREPANCIES.
- SEE FINISH SCHEDULE AND DETAILS FOR MORE INFO ON ALL FINISHES.
- ALL FURNITURE AS SHOWN TO REPRESENT DESIGN INTENT FOR LAYOUT. TO BE BY OWNER U.O.N.
- MECHANICAL SYSTEMS TO BE DESIGN BUILD BY CONTRACTOR. GC TO SIZE AND LOCATE EQUIPMENT AS REQUIRED FOR FULL FUNCTIONING OF SYSTEMS PER SPECS. LOCATE EQUIPMENT IN FIELD WITH ARCHITECT.
- FLOOR / CEILING FINISHES TO CONTINUE UNDER ALL CASEWORK WHEREVER FEASIBLE. GC. TO VERIFY WITH ARCHITECT ANY UNANTICIPATED CONDITIONS.
- DO NOT SCALE DRAWINGS. REQUEST ADDITIONAL DIMENSIONS NOT NOTED ON DRAWINGS FROM ARCHITECT.

01 FIRST FLOOR PLAN - GARAGE
SCALE: 1/8"=1'-0"

N

1' 5' 10' 20'

MARYANN THOMPSON ARCHITECTS

741 MT AUBURN ST
WATERTOWN, MA. 02742
T. 617.744.5187
F. 617.491.3844

© MARYANN THOMPSON ARCHITECTS

REVIEW:

CHECKED BY:	INITIALS
PROJECT MANAGER	
ARCHITECT	
OWNER	

LITTLE HOMER'S POND HOUSE

139 LITTLE HOMERS POND ROAD, WEST TISBURY, MA 02568

STRUCTURAL:

MECHANICAL:

CONTRACTOR:

CURRENT ISSUE:

SET	DATE

DRAWING TITLE:

FIRST FLOOR PLAN - GARAGE

A1.01b

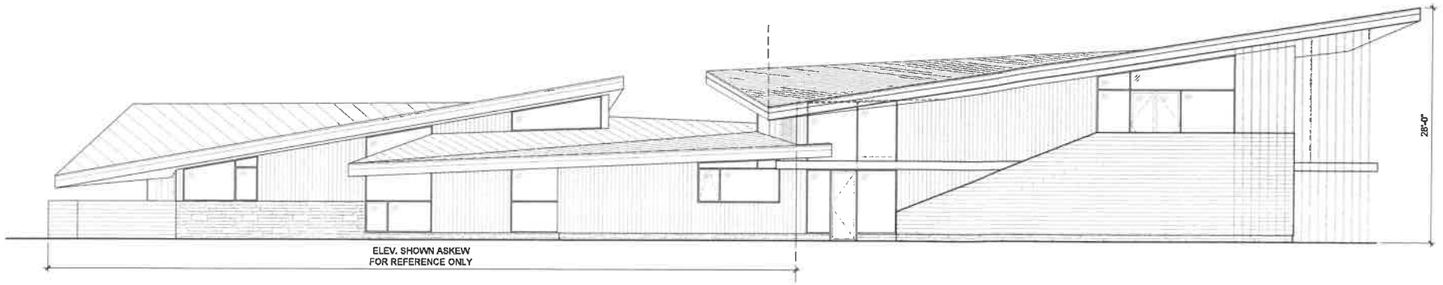

01 EXT. ELEVATION
NORTH FACADE: EVENT SPACE
SCALE: 1/16"=1'-0"

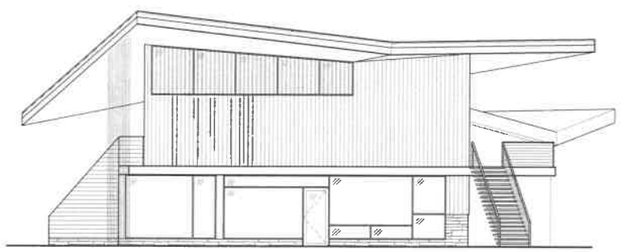

02 EXT. ELEVATION
WEST FACADE: EVENT SPACE
SCALE: 1/16"=1'-0"

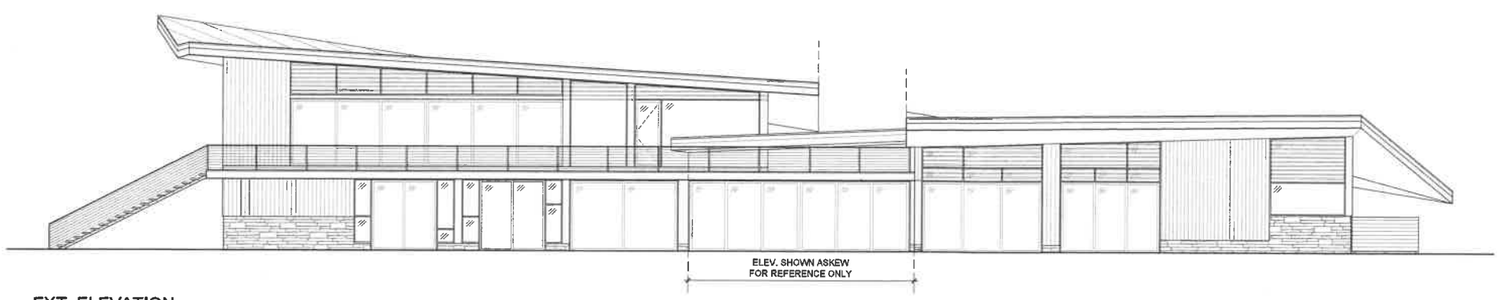

03 EXT. ELEVATION
SOUTH FACADE: EVENT SPACE AND PRIMARY SUITE
SCALE: 1/16"=1'-0"

MARYANN THOMPSON
ARCHITECTS

741 MT AUBURN ST
WATERTOWN, MA. 02742
T. 617.744.5187
F. 617.491.3844

©MARYANN THOMPSON ARCHITECTS

REVIEW:

CHECKED BY:	INITIALS
PROJECT MANAGER	
ARCHITECT	
OWNER	

LITTLE HOMER'S POND HOUSE

139 LITTLE HOMERS POND ROAD, WEST TISBURY, MA 02568

STRUCTURAL:

MECHANICAL:

CONTRACTOR:

CURRENT ISSUE:

SET	DATE

DRAWING TITLE:

EXTERIOR
ELEVATIONS

A2.00

01 EXT. ELEVATION
SOUTH FACADE: DINING ROOM
SCALE: 1/16"=1'-0"

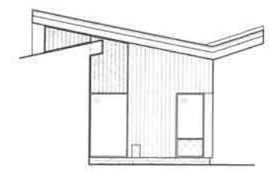

02 EXT. ELEVATION
WEST FACADE: LIVING ROOM
SCALE: 1/16"=1'-0"

03 EXT. ELEVATION
EAST FACADE: PRIMARY SUITE
SCALE: 1/16"=1'-0"

04 EXT. ELEVATION
NORTH FACADE: PRIMARY SUITE
SCALE: 1/16"=1'-0"

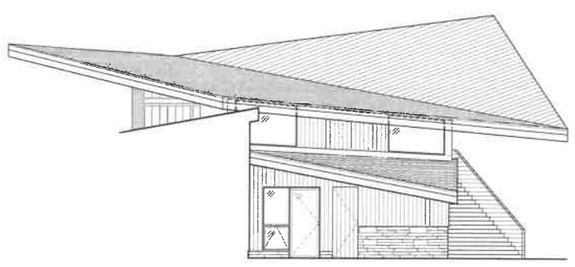

05 EXT. ELEVATION
EAST FACADE: PRIMARY ENTRY
SCALE: 1/16"=1'-0"

MARYANN THOMPSON
ARCHITECTS

741 MT AUBURN ST
WATERTOWN, MA. 02742
T. 617.744.5187
F. 617.491.3844

©MARYANN THOMPSON ARCHITECTS

REVIEW:

CHECKED BY:	INITIALS
PROJECT MANAGER	
ARCHITECT	
OWNER	

LITTLE HOMER'S POND HOUSE

139 LITTLE HOMERS POND ROAD, WEST TISBURY, MA 02568

STRUCTURAL:

MECHANICAL:

CONTRACTOR:

CURRENT ISSUE:

SET	DATE

DRAWING TITLE:

EXTERIOR
ELEVATIONS

A2.01

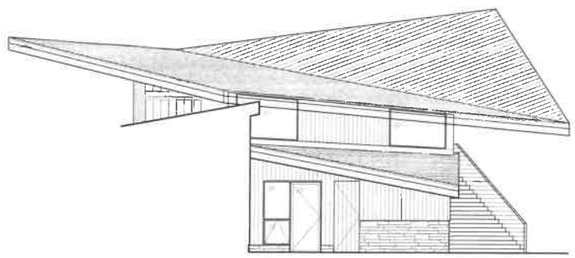

05 EXT. ELEVATION
EAST FACADE: PRIMARY ENTRY
SCALE: 1/16"=1'-0"

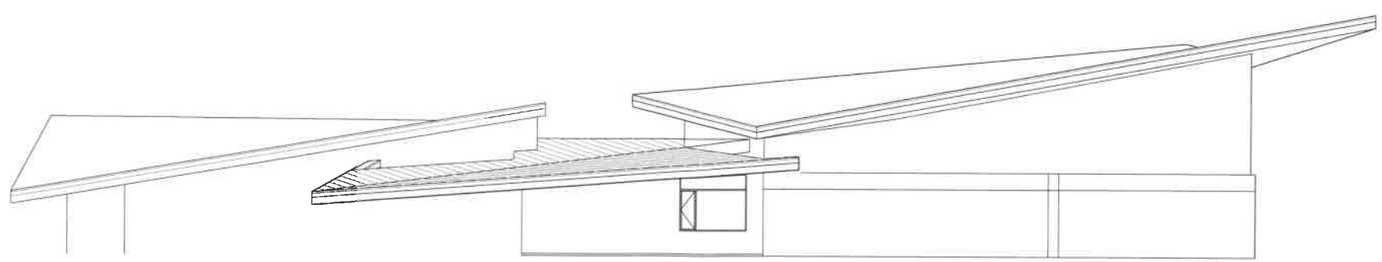

02 EXT. ELEVATION
NORTH FACADE: DINING ROOM
SCALE: 1/16"=1'-0"

MARYANN THOMPSON
ARCHITECTS

741 MT AUBURN ST
WATERTOWN, MA. 02742
T. 617.744.5187
F. 617.491.3844

©MARYANN THOMPSON ARCHITECTS

REVIEW:

CHECKED BY:	INITIALS
PROJECT MANAGER	
ARCHITECT	
OWNER	

LITTLE HOMER'S POND HOUSE

139 LITTLE HOMERS POND ROAD, WEST TISBURY, MA 02568

STRUCTURAL:

MECHANICAL:

CONTRACTOR:

CURRENT ISSUE:

SET	DATE

DRAWING TITLE:

EXTERIOR
ELEVATIONS

A2.02