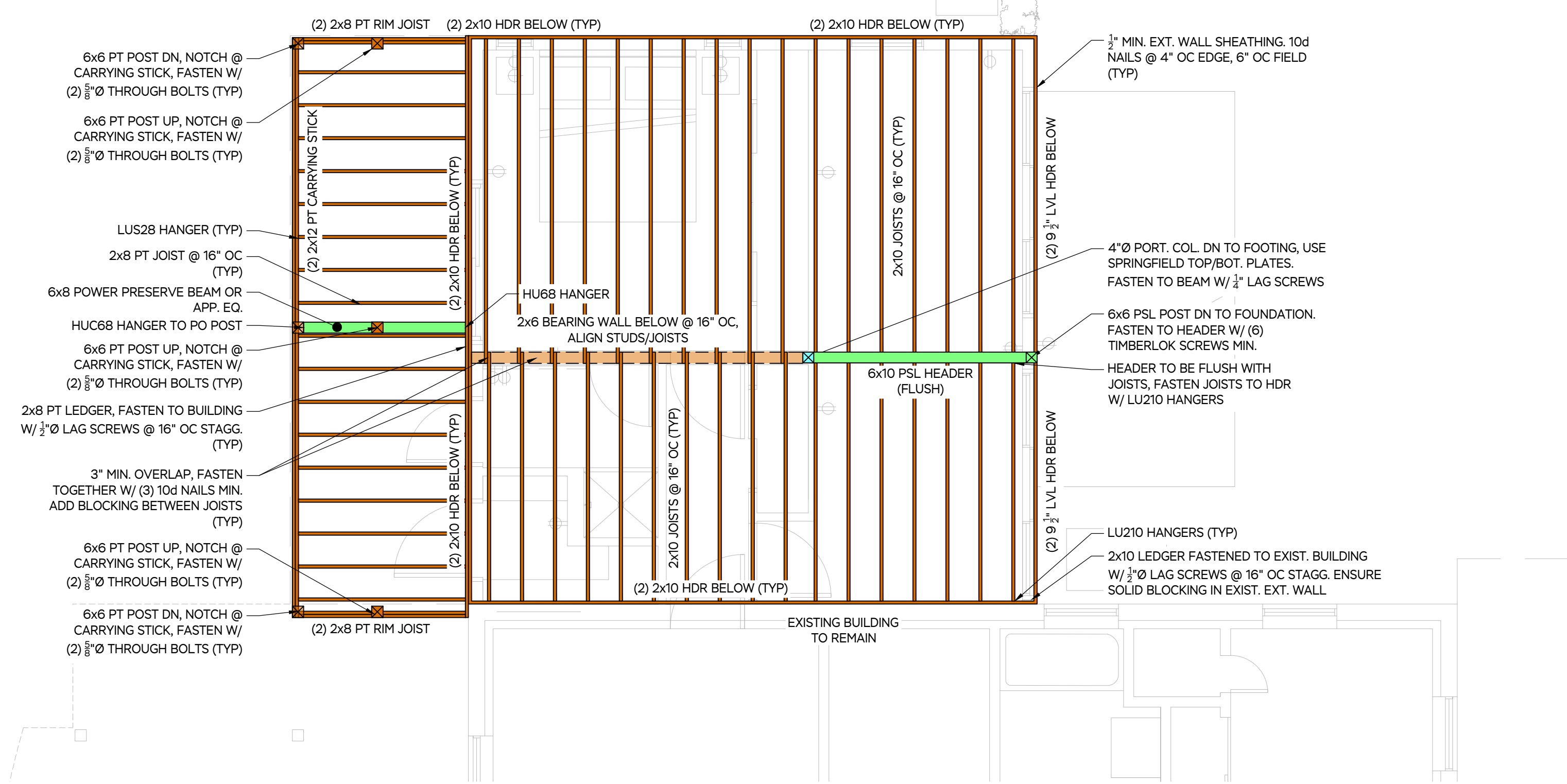


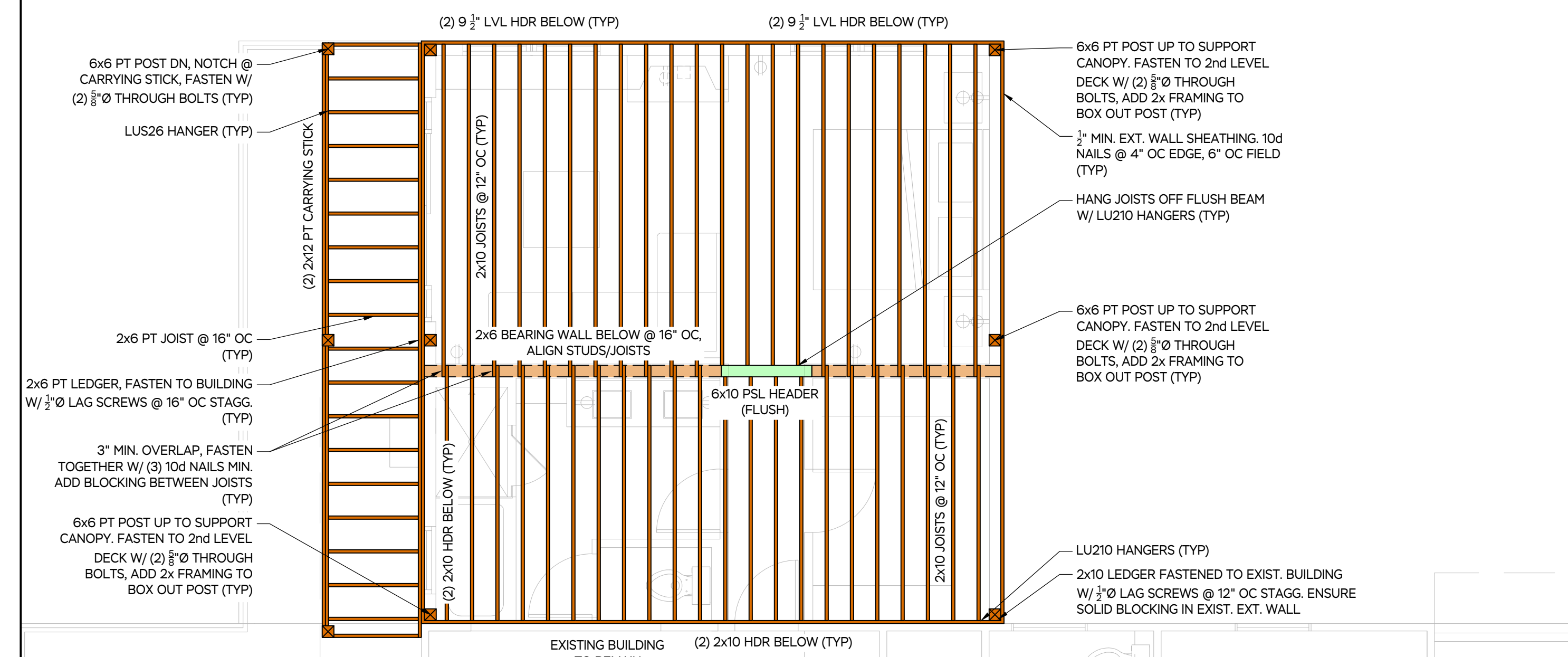
1 FOUNDATION PLAN

SCALE: 1/4" = 1'-0"



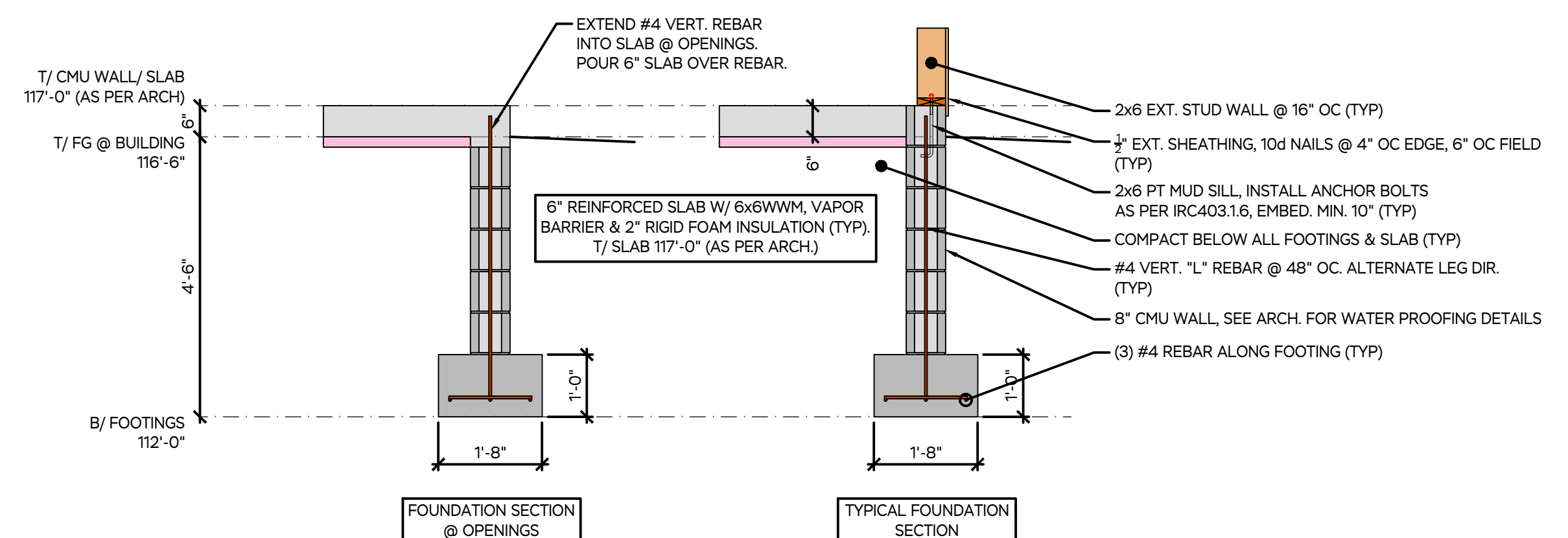
2 1st LEVEL DECK PLAN

SCALE: 1/4" = 1'-0"



3 2nd LEVEL DECK PLAN

SCALE: 1/4" = 1'-0"



4 FOUNDATION SECTIONS

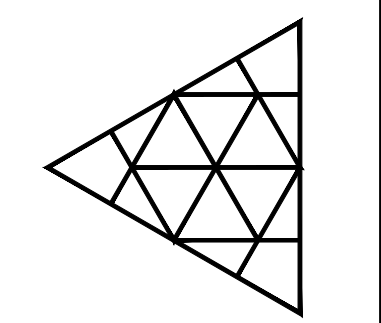
SCALE: 1/2" = 1'-0"

Table 20.6.1.3.1 - Specified concrete cover for cast-in-place nonprestressed concrete members

Concrete exposure	Member	Reinforcement	Specified cover, in.
Cast against and permanently in contact with ground	All	All	3
Exposed to weather or in contact with ground	All	No. 6 through No. 18 bars	2
		No. 5 bar, W31 D31 wire, and smaller	1 1/2
Not exposed to weather or in contact with ground	Slabs, joists, and walls	No. 14 and No. 18 bars	1 1/2
		No. 11 bar and smaller	3/4
Beams, columns, pedestals, and tension ties	Primary reinforcement, stirrups, ties, spirals, and hoops		1 1/2

COLOR KEY

- EXISTING TO REMAIN
- TIMBER FRAMING
- ENGINEERED LUMBER
- CONCRETE
- PLYWOOD SHEATHING
- STRUCTURAL STEEL
- REBAR
- STEEL SHEARWALLS & CONNECTORS



ISSUED FOR	DATE	DRAWN	CHECK
REVIEW SET #1	09/16/21	CHD	TOA
PERMIT/CONSTRUCTION SET	09/23/21	CHD	TOA

**MARTHA'S VINEYARD
ENGINEERING & DESIGN**
79 BEACH ROAD, VINEYARD HAVEN, MA 02568
774.563.8535 INFO@MVEDDESIGN



09/23/2021

SCALE: SEE PLANS

JOB NUMBER: 21120

ADDRESS: 12 BROOK HOLLOW RD.
WEST TISBURY
PARCEL ID: 3-66.2
PLAN NAME: FOUND., 1st & 2nd FLOOR PLANS
W/ FOUND. SECTION DETAIL

DATE: 23 SEPT 2021

S.01