








SITE PLAN



LEGEND

-  BUILDING
-  EX. 2' CONTOURS
-  PROPERTY LINE
-  50' SETBACK
-  LIMIT OF WORK
-  BIOSWALE
-  X86 PROPOSED SPOT GRADE

GENERAL NOTES

- Northern entry.
- Proposed spot grades are preliminary.
- Property area is 3.17 acres as shown.
- Eastern driveway and studio + garage in future phase.
- 120' clear emergency vehicle turnaround at parking.
- Generous individual plots and common gardens.

AREA TOTALS

- Limit of Development: 75,931 sf
- Driveway Surface: 11,757 sf
- Revegetated Areas: 38,430 sf
- Bioswales: 2,245 sf
- Lawns: 12,550 sf

